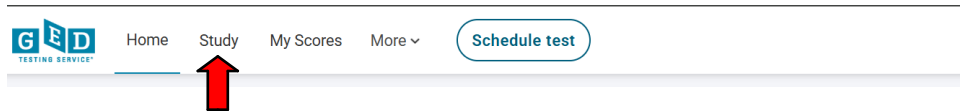
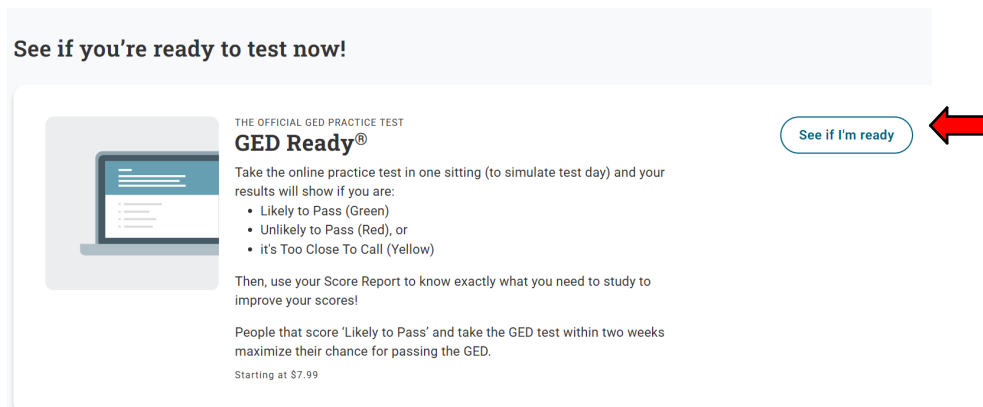


How to Book an Exam with Approved Accommodations

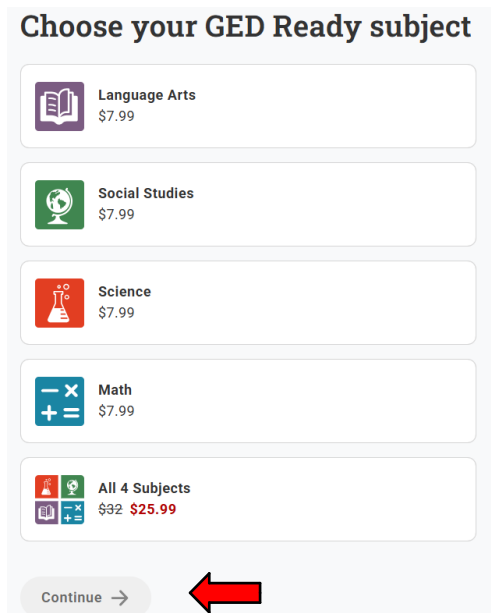
Step 1: If you have not passed a GED Ready Practice Test yet, go to your GED.com profile. Click on **Study** at the top of the page



Scroll down and click on **See if I'm ready**



Choose the **subject** and click on **continue**



Choose **English** and **Continue**

Do you want to take your GED Ready in English or Spanish?

☒ English

☐ Spanish

Continue →

Choose **No I don't have a voucher** and **continue**

Do you need to redeem a voucher?

Some textbooks come with a GED Ready voucher, and some teachers provide vouchers for free testing for their students. If you have one of those vouchers, be sure to select 'yes' below.


☒ No, I don't have a voucher

☐ Yes, I need to redeem a voucher

Continue →

Proceed to checkout

Shopping Cart 1 Item

	Price	Quantity	Total	
 GED Ready - Reasoning through Language Arts (English)	\$7.99	1	\$7.99	Remove

Coupon code [Apply](#)

Subtotal (1 item): \$7.99

[Proceed to checkout](#)

Step 2. Once the student has passed the ready test, purchase a test voucher [here](#):

Step 3. Once you have the ready test voucher, book the exam [here](#)

NB: If a student has accommodations for a reader/recorder or a scribe the GED requires 14 days notice.

Pearson VUE will contact the test center to confirm the available dates and then revert back to you with the booking confirmation. If your dates are not available they will revert with alternative dates.

Once the booking is confirmed a full booking confirmation will be emailed to the email address that is registered in the student profile. Please log into the student profile, the booking should be visible in the profile. Please double check your date and time. If there are any queries please email apacaccommodations@pearson.com